

MOK SENSIO
EXPERIENCE



01

OPEN SLIDING
COVER



02

INSERT SENTIC
HEAT STICK



03

PRE-HEAT



04

USE



05

REMOVE SENTIC
HEAT STICK




06

CLOSE SLIDING
COVER

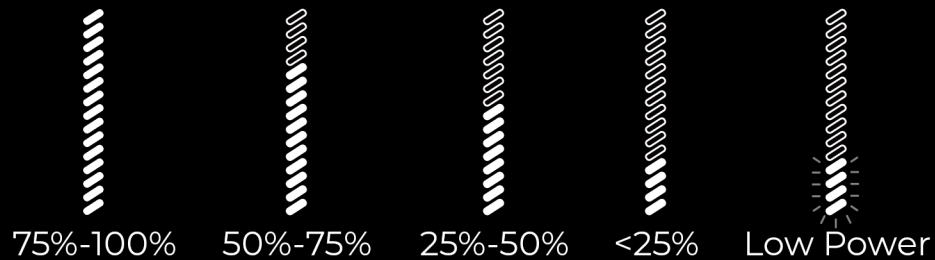



CHILD LOCK FEATURE





**Press 5 times to
LOCK and UNLOCK**

CHARGING THE DEVICE




TROUBLESHOOTING



01
LED flashes 8 times:
battery level too low



02
LED flashes 5 times:
abnormal operating
temperature of the
device



03
LED flashes 3 times:
abnormal operating
temperature of the
heating component

PROPER DISPOSAL

As part of our commitment to excellence and sustainability, we kindly remind you to dispose of your device responsibly.

- Please do not discard the device with household waste.
- Used devices should be placed in designated electronic waste containers.
- Always follow applicable environmental regulations to ensure safe and proper disposal.



AFTER-SALES SERVICE

Thank you for choosing our product. We hope it brings you a pleasant and enjoyable experience.

To ensure proper and safe use of your heat-not-burn device, please follow the instructions provided carefully.

**If you have any inquiries,
feel free to contact us:**

Company: **20S Inc.**

Address: **Unit 2701, Trade and
Financial Tower, 7th Ave. corner 32nd
Street, Bonifacio Global City, Taguig
City, Philippines**

Email Address: **inquiries@mok.com.ph**